

IRIDEX[®] Infrared Laser Specifications

	OcuLight [®] SL	OcuLight SLx
Wavelength:	810 nm	810 nm
Weight:	6.3 kg (14.0 lb)	6.3 kg (14.0 lb)
Dimensions:	30 cm x 30 cm x 10 cm (12 in W x 12 in D x 4 in H)	30 cm x 30 cm x 10 cm (12 in W x 12 in D x 4 in H)
Connector Type:	Resistor	Resistor
Electrical:	100–240 VAC, 50/60 Hz	100–240 VAC, 50/60 Hz
Cooling:	Air cooled	Air cooled
Exposure Duration:	CW-Pulse™: 10–9000 ms in 29 increments LongPulse™: 10 s- 30 min in 26 increments	CW-Pulse: 10–9000 ms in 29 increments LongPulse: 10 s- 30 min in 26 increments
Exposure Interval:	CW-Pulse: 50–1000 ms in 11 increments and Single Pulse	CW-Pulse: 50–1000 ms in 11 increments and Single Pulse
MicroPulse[®] Duration:	N/A	MicroPulse: 0.1–1.0 ms
MicroPulse Interval:	N/A	MicroPulse: 1.0–10.0 ms
Aiming Laser:	Diode laser, 650 nm nominal	Diode laser, 650 nm nominal
Delivery Device Power Output:	SLA: 0–1300 mW LIO: 0–1500 mW LIO-LS*: 0–1500 mW EndoProbe [®] : 0–1500 mW G-Probe™: 0–2000 mW DioPexy™: 0–1800 mW OMA**: 0–1300 mW	SLA: 0–2000 mW LIO: 0–2000 mW LIO-LS: 0–2000 mW EndoProbe: 0–2000 mW G-Probe: 0–3000 mW DioPexy: 0–2000 mW OMA: 0–2000 mW

*Factory installed option

**Optional

Specifications are subject to change without notice. IRIDEX, the IRIDEX logo, MicroPulse, OcuLight and EndoProbe are registered trademarks and IQ 810, FiberCheck, G-Probe, DioPexy, LongPulse, and CW-Pulse are trademarks of IRIDEX Corporation. All other trademarks are the property of their respective owners.

Products are covered by one or more of the following U.S. patents: 5,511,085; 5,982,789; 6,327,291; 6,540,391; 6,733,490; 7,766,904; 7,771,417; 7,909,816; 5,997,498; 6,073,759; 6,092,898; 6,217,594; 6,494,314; 6,585,679; 6,726,666; 6,800,076; 6,866,142; 7,537,593; 8,177,777; 783783; 69530497.6; KR 348012; 0904615; 69706541.3; CA 2331837; AU 759193; JP 4149670; EP 1009684; CA 2286002; JP 449444; JP 4570696; JP 4819754; JP 5123973; JP 5133069.
Other U.S. and international patents pending.

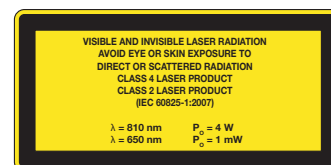
EC REP Emergo Europe
Prinsessegracht 20, 2514 AP The Hague, The Netherlands

CE 0086



IRIDEX

Elegantly simple solutions™





IRIDEX

OcuLight® SLx/SL 810nm Infrared Solid-State Lasers For Retina and Glaucoma Laser Treatments

Innovative Combination of Power and Versatility

- Multifunctionality to perform retinal photocoagulation and glaucoma procedures
- Three different laser energy modalities: CW-Pulse™, Long-Pulse™ and MicroPulse®*
- Multiple delivery devices offer a broad spectrum of treatment options

Optional Accessories

- **Remote Control**
 - Compact design for convenient access to the laser adjustment



OcuLight® SLx with  MicroPulse®



OcuLight® SL

*MicroPulse available on SLx only

810 nm Multifunctionality

Multiple Therapeutic Indications

The IRIDEX 810 nm ophthalmic laser systems were designed to offer a vast variety of treatment modalities for a wide selection of indications. The OcuLight® SL and OcuLight SLx are indicated for retinal photocoagulation, laser trabeculoplasty, transscleral cyclophotocoagulation, transscleral retinal photocoagulation, iridotomy, and other diode laser treatments.

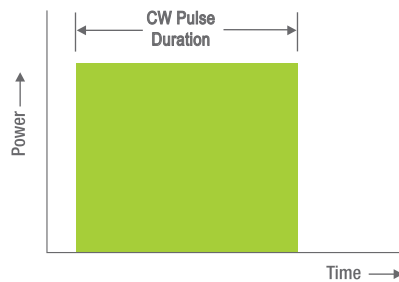
Indications for Use

Indication	Procedure	Delivery Device
Glaucoma <ul style="list-style-type: none"> – Primary Open Angle – Closed Angle – Refractory Glaucoma 	Laser Trabeculoplasty; Iridotomy; Transscleral Cyclophotocoagulation (TSCPC)	Slit Lamp Adapters (SLA); G-Probe™
Diabetic Retinopathy <ul style="list-style-type: none"> – Nonproliferative Retinopathy – Macular Edema – Proliferative Retinopathy 	Panretinal Photocoagulation (PRP); Focal and Grid Laser Treatments	SLA; EndoProbe®; Laser Indirect Ophthalmoscope (LIO)
Retinal Tears, Detachments, and Holes	Transscleral Retinal Photocoagulation (TSRPC); Focal and Grid Laser Treatments	SLA; DioPexy™; LIO; EndoProbe
Lattice Degeneration	PRP; Focal and Grid Laser Treatments	EndoProbe; SLA; LIO
Age-Related Macular Degeneration (AMD) with Choroidal Neovascularization (CNV)	Focal and Grid Laser Treatments	SLA; LIO
Intra-Ocular Tumors <ul style="list-style-type: none"> – Choroidal Hemangioma – Choroidal Melanoma – Retinoblastoma 	Focal and Grid Laser Treatments	SLA; LIO; Operating Microscope Adapter (OMA)
Retinopathy of Prematurity	PRP; TSRPC; Focal and Grid Laser Treatments	DioPexy; LIO; LIO-LS
Sub-Retinal (choroidal) Neovascularization	Focal and Grid Laser Treatments	SLA; LIO
Central and Branch Retinal Vein Occlusion	PRP; Focal and Grid Laser Treatments	EndoProbe; SLA; LIO

Multiple Modes for Multiple Applications

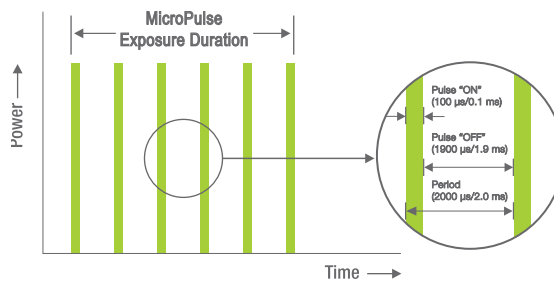
CW-Pulse™ (Continuous-Wave) Mode

CW lasers deliver a steady stream of laser energy, even with the shortest exposure duration. This results in a significant thermal rise and consequent coagulation used clinically for many applications.



MicroPulse® Mode*

With MicroPulse technology, the steady CW emission is “chopped” into a train of shorter laser pulses, whose “duration” (“ON” time) and “interval” (“OFF” time) are adjustable by the surgeon. A shorter MicroPulse “duration” limits the time for the laser-induced heat to spread to adjacent tissues, thus providing more precise confinement of energy delivered. A longer “interval” between each MicroPulse provides additional time for tissue to cool. The “ON” time during the total period of “ON” + “OFF” time is referred to as a Duty Cycle. Duty cycles are represented as a percentage, and are adjustable from .4% to 50%, or presets of 5%, 10%, and 15%.



MicroPulse Technology

- MicroPulse laser delivery confines heat to target area
- Limits thermal rise in target tissue below the threshold of conventional photocoagulation
- Broad clinical utility

*MicroPulse available on SLx only